

Readiness for Diversity

Pressing Schedules

Horizon (Shenpaz)¹

Translucency	Size	Shade	Investment Ring	Start Temperature	Heating Rate	Max Temperature	Holding Time	Vacuum On	Vacuum Off
HT	R10 / R20	A1, A2, A3, A3.5, B1, B2, B3, B4, C1, C2, C3, C4, D2, D3, D4, W1, W2, W3, W4	Small (100g) / Large (200g)	700°C	60°C/min	915°C	15 Min / 20 Min	700°C	915°C
LT		A1, A2, A3, A3.5, B1, B2, B3, B4, C1, C2, C3, C4, D2, D3, D4, W1, W2, W3, W4							
MO		M00, M01, M02, M03, M04				920°C			920°C

Austramat Press-i-dent (Dekema)²

Translucency	Size	Shade	Investment Ring	Start Temperature	Heating Rate	Final Temperature	Holding Time	Press Duration	Press Level
HT	R10 / R20	A1, A2, A3, A3.5, B1, B2, B3, B4, C1, C2, C3, C4, D2, D3, D4, W1, W2, W3, W4	Small (100g) / Large (200g)	700°C	60°C/min	925°C	20 Min (100g) / 30 Min (200g)	Auto 1	6
LT		A1, A2, A3, A3.5, B1, B2, B3, B4, C1, C2, C3, C4, D2, D3, D4, W1, W2, W3, W4							
MO		M00, M01, M02, M03, M04				930°C			

EP600 (Ivoclar Vivadent)³

Translucency	Size	Shade	Investment Ring	Stand-by Temperature	Temperature Increase	Holding Temperature	Holding Time	Stop Speed
HT	R10 / R20	A1, A2, A3, A3.5, B1, B2, B3, B4, C1, C2, C3, C4, D2, D3, D4, W1, W2, W3, W4	Small (100g) / Large (200g)	700°C	60°C/min	930°C	15 Min (100g) / 25 Min (200g)	300µm/min
LT		A1, A2, A3, A3.5, B1, B2, B3, B4, C1, C2, C3, C4, D2, D3, D4, W1, W2, W3, W4						
MO		M00, M01, M02, M03, M04						

Pressing Schedules

EP3000 (Ivoclar Vivadent)³

Translucency	Size	Shade	Investment Ring	Stand-by Temperature	Temperature Increase	Holding Temperature	Holding Time	Stop Speed
HT	R10 / R20	A1, A2, A3, A3.5, B1, B2, B3, B4, C1, C2, C3, C4, D2, D3, D4, W1, W2, W3, W4	Small (100g) / Large (200g)	700°C	60°C/min	915°C	15 Min (100g) / 25 Min (200g)	300µm/min
LT		A1, A2, A3, A3.5, B1, B2, B3, B4, C1, C2, C3, C4, D2, D3, D4, W1, W2, W3, W4						
MO		M00, M01, M02, M03, M04						

EP5000 (Ivoclar Vivadent)³

Translucency	Size	Shade	Investment Ring	Stand-by Temperature	Temperature Increase	Holding Temperature	Holding Time	Stop Speed
HT	R10 / R20	A1, A2, A3, A3.5, B1, B2, B3, B4, C1, C2, C3, C4, D2, D3, D4, W1, W2, W3, W4	Small (100g) / Large (200g)	700°C	60°C/min	915°C	20 Min (100g) / 30 Min (200g)	300µm/min
LT		A1, A2, A3, A3.5, B1, B2, B3, B4, C1, C2, C3, C4, D2, D3, D4, W1, W2, W3, W4						
MO		M00, M01, M02, M03, M04						

NOTE: The above schedules are referential guideline only

There may be a difference between the displayed temperature and the real temperature of each furnace. When you use the Amber ingots, please verify the above standard schedule is suitable for your press furnace. If it is not, please try to find the optimum temperature through the following process.

- 1) If there are some traces of tiny bubble on the surface of the restoration
⇒ Please reduce the maximum temperature by 5~10°C or holding time and try pressing again.
- 2) If the marginal area of the restoration is not formed completely
⇒ Please increase the maximum temperature by 5~10°C or holding time and try pressing again.

1. Horizon is a registered trademark of Shenpaz Dental Ltd.
2. Austramat Press-i-dent is a registered trademark of DEKEMA Dental-Keramiköfen GmbH.
3. EP600, EP3000, EP5000 are registered trademarks of Ivoclar Vivadent.

HASS Corporation
77-14, Gwahakdanji-ro, Gangneung-si, Gangwon-do, KOREA 25452
Tel: +82-70-7712-1300 / Fax: +82-33-644-1231
Customer Support: +82-2-2083-1367
E-mail: hasscorp@hassbio.com
Website: www.hassbio.com

Printed in KOREA © HASS Corporation. All rights reserved.

This material is designed for usage in dentistry. Follow instructions HASS is not liable for any loss caused by failure to comply with regulation or scope of indication. Users are responsible for testing products to verify the compatibility for any usage which are not written in the instructions. The explanations and data contained within do not carry any guarantees and/or obligations. All enclosed recommendations and restrictions apply when used with products from other manufacturers.



Lithium Disilicate-Based Press Ingots
Amber® Press



www.hassbio.com

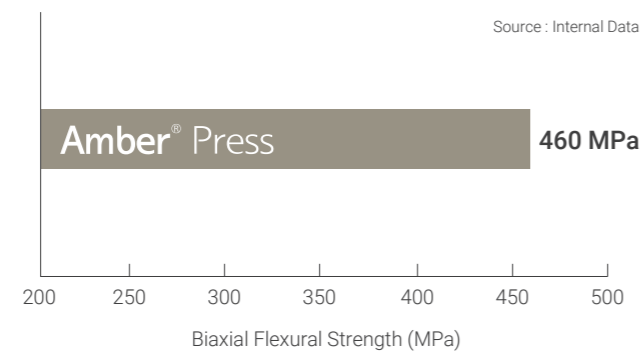


AP_BR_IM_EN_200310

Whatever You Imagine

Superior Strength

Amber® Press's flexural strength is higher than conventional Lithium Disilicate press materials. Amber Press presents the biaxial flexural strength of 460 MPa.



Simple and Safe

After pressing, very little reaction layer remains on Amber® Press. There is no need to apply any acid for clean-up, thereby ensuring a simple and nonhazardous process.



Aesthetic Results with Amber® Press

Amber® Press helps to create highly aesthetic and natural-looking dental restorations, which provides patients beautiful and natural smile.



Restoration of 12 through 22 using Amber Press M01 by layering technique
Courtesy of CDT. Seungsub Lee, Seoul, Korea

Outstanding Versatility

Compatible with Various Veneering Materials

Amber® Press ingots are compatible with various veneering materials for lithium disilicate.

HT, LT Staining / Cut-back	MO Layering
<ul style="list-style-type: none"> - IPS e.max ceram (Ivoclar Vivadent) * - Initial LiSi (GC) * - VINTAGE LD Porcelain (Shofu) * - InSync (Jensen) * - Initial Zr-FS (GC) ** - Creation ZI-F (Creation Willi Geller) ** 	

*, ** Not a registered trademark of HASS Corp.

** If you use Initial Zr-FS (GC) or Creation ZI-F (Creation Willi Geller), we recommend following the Amber® Press Guidelines for Zirconia veneering materials.

Indications


- Inlays
- Onlays
- Veneers
- Anterior Single Crowns
- Posterior Single Crowns
- 3-Unit Bridge
* up to the second Premolar

Readiness for Diversity

Product Line-up

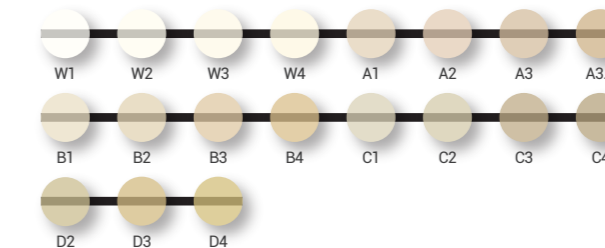
Amber® Press	Dimensions (mm)	pcs / Pack
R10	Ø12.7 × T 10	5 Ingots
R20	Ø12.7 × T 20	3 Ingots

Diverse Shade Option

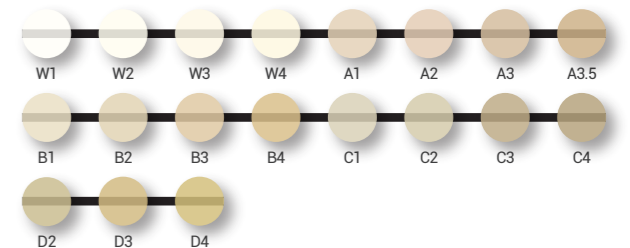


Amber® Press provides three levels of translucency and over 43 shades overall. It will make any restoration come to life.

HT(High Translucency)



LT(Low Translucency)



MO(Medium Opacity)

